

***P&M Promixer***

**GMP**



***Cosmetic Pharmaceutical  
Food Professional Manufacturer***

化妆品 制药 食品设备专业制造商





# P&M Promixer S.L.



Pol. Industrial El Canyet, Parcela 2, Nave A

Contacto: Angel Torres Tel: 656594627

Web: [www.pmpromixer.com](http://www.pmpromixer.com) [www.pmpromixer.cn](http://www.pmpromixer.cn)

E-mail: [pmpromixer@pmpromixer.com](mailto:pmpromixer@pmpromixer.com)



## GLOBAL PARTNERS




# P&M Promixer S.L.

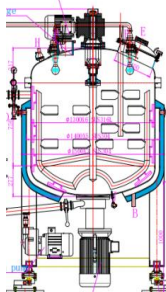


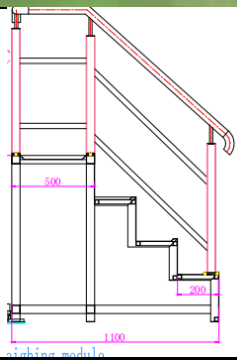


Pol. Industrial El Canyet, Parcela 2, Nave A  
Contacto: Angel Torres Tel: 656594627  
Web: [www.pmpromixer.com](http://www.pmpromixer.com) [www.pmpromixer.cn](http://www.pmpromixer.cn)  
E-mail: [pmpromixer@pmpromixer.com](mailto:pmpromixer@pmpromixer.com)

No.: PM22230204

Date: Feb. 09<sup>th</sup>, 2023

Price terms: Base on FOB

No.	Description	Item	Specification	Qty (Set)	Total Price €
<b>1000L Mixer</b>					
1	<b>1000L Vacuum Emulsifying Mixer (Fixed Type)</b> 	PVM-1000L	<b>Parameter:</b> 1. Inner layer 316L stainless steel: 6mm Middle layer 304 stainless steel: 5mm Outer layer 304 stainless steel: 3mm <b>One direction</b> paddle mixing with scraper, Mixing motor: 5.5KW, Speed: 0-63rpm 2. <b>Steam Heating</b> 3. For components:(international) SIEMENS motor, Delta inverter control, Schneider electrical component	1	52.000,00
	<b>Kettle and body with flange</b> 				
	<b>PLC Control System</b> 		<b>SIEMENS PLC Touch Screen Control</b> Delta inverter control, Schneider electrical component Omoron tem. Control	1	
	 sliding module		Platform and stairs Stainless steel 304 with antiskip	1	
1-4	<b>Pipeline Connections Steam Heating</b>	<b>Option</b>	Steam Heating Inlet/Outlet; Cooling Inlet/ Outlet; Drain outlet, CIP cleaning pipe <b>(Automatic pneumatic control valve)</b>	1	





# P&M Promixer S.L.

Pol. Industrial El Canyet, Parcela 2, Nave A  
 Contacto: Angel Torres Tel: 656594627  
 Web: [www.pmpromixer.com](http://www.pmpromixer.com) [www.pmpromixer.cn](http://www.pmpromixer.cn)  
 E-mail: [pmpromixer@pmpromixer.com](mailto:pmpromixer@pmpromixer.com)



## Optionals

<b>Bottom Homogenizer</b> 			Bottom Homogenizer Motor: <b>15KW</b> Speed control: <b>0-3000rpm</b>	<b>1</b>	<b>+6.200,00</b>
<b>1-2</b>	<b>Vacuum pump and vacuum storage tank 30L</b>	/		<b>1</b>	<b>+3.600,00</b>
<b>2</b>	<b>Electric Heating</b>	Option	<b>Add heating by electric resistances.</b> <b>Power: 9*4=36KW</b>	<b>4</b>	<b>+1.600,00</b>
<b>1-5</b>	<b>Weighing system Mettler Toledo</b>	/	<b>Optional 2:</b> America brand: Mettler Toledo Loading Cell System 	<b>1</b>	<b>+9.600,00</b>
<b>1-6</b>	<b>Weighing system Flintec</b>	/	<b>Optional 3:</b> Germany Brand: Flintec Loading Cell System 	<b>1</b>	<b>+7.475,00</b>
<b>5</b>	<b>Flow Meter For materials</b>	/	<b>Germany Brand: E+H</b> 	<b>1</b>	<b><u>+7.875,00</u></b>

Precio final con descuento extra, y ajustados los precios de las opciones adicionales.



# P&M Promixer S.L.

Pol. Industrial El Canyet, Parcela 2, Nave A  
Contacto: Angel Torres Tel: 656594627  
Web: [www.pmpromixer.com](http://www.pmpromixer.com) [www.pmpromixer.cn](http://www.pmpromixer.cn)  
E-mail: [pmpromixer@pmpromixer.com](mailto:pmpromixer@pmpromixer.com)





## EQUIPMENT PERFORMANCE

### APPLICATION

- Daily chemical and cosmetics industry: baby cream, shaving cream, cream shampoo, toothpaste, cold cream, sunscreen cream, face cleanser, moisture cream, detergent, shampoo.
- Pharmacy industry: Emulsion, emulsifier, ointment, syrup.
- Food industry: ketchup, mayonnaise, sauce, cheese, oral syrup, nutrient solution, infant food, chocolate, saccharine, etc.
- Chemical industry: latex, saponification, paint, resin, adhesives, lubricating agent.

### MAIN POT COVER DESCRITON & FUNCTION







No.	Name	Function	Picture
***	Tank Cover	1. Essence inlet, 2. Material inlet, 3. Air filter, 4. Viewing light, 5. Sight glasses with scraper, 6. Vacuum valve, 7. Pressure gauge, 8. CIP Cleaning Ball, 9. Vacuum Sensor, 10. Add pressure port	Sanitation grade accessories & valves
1	Essence inlet	Add the spice, perfume from the essence inlet	
2	Material inlet	Suck the material from premix pot by vacuum, there is a filter screen in it.	
3	Air filter	When release the vacuum pressure, the air will come from the air filter.	



# P&M Promixer S.L.

Pol. Industrial El Canyet, Parcela 2, Nave A  
Contacto: Angel Torres Tel: 656594627  
Web: [www.pmpromixer.com](http://www.pmpromixer.com) [www.pmpromixer.cn](http://www.pmpromixer.cn)  
E-mail: [pmpromixer@pmpromixer.com](mailto:pmpromixer@pmpromixer.com)




4	<b>Viewing light</b>	For providing light to observe the inside tank.	
5	<b>Sight glasses with scraper</b>	Observe the production situation.	
6	<b>Vacuum valve</b>	Open the vacuum valve to start vacuuming.	
7	<b>Pressure gauge</b>	To set vacuum pressure	
8	<b>CIP Cleaning Ball</b>	Adopting the water pressure of 360° rotating type automatic cleaning ball	
9	<b>Vacuum Sensor</b>	When the pot under the vacuum situation, the cover can not lift up.	



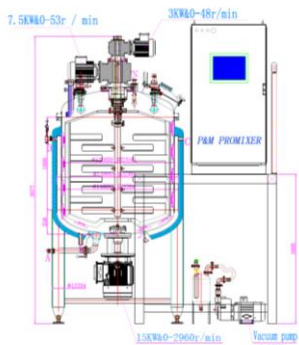
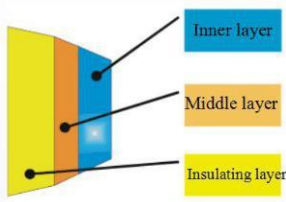
# P&M Promixer S.L.

Pol. Industrial El Canyet, Parcela 2, Nave A  
Contacto: Angel Torres Tel: 656594627  
Web: [www.pmpromixer.com](http://www.pmpromixer.com) [www.pmpromixer.cn](http://www.pmpromixer.cn)  
E-mail: [pmpromixer@pmpromixer.com](mailto:pmpromixer@pmpromixer.com)



10	Add pressure port	When you material is high viscosity, you can add the pressure to push the material out.	
----	-------------------	---	---

## MAIN POT TECHNICAL INFORMATION


No.	Item.	Configuration and parameter	Remark
1	Volume	Working capacity: 100L and 1000L	
2	Structure	1. Three Layer Stainless Steel. 2. Fixed type, manhole open the cover 3. Bottom discharge the material. 4. One/two directions paddle mixing with scrapper 5. Bottom Homogenizer 6. Button control	
3	Pressure	Working pressure in the pot: -0.85-0.02Mpa	
		Working pressure in the jacket: $\leq 0.2$ Mpa	
4	<b>Material</b> 	A. Internal layer: SUS316L,	Double side welding between dished head and main tank, mirror polish.
		B. Middle layer: SUS304,	Cooling water: Bottom-In and Top-Out.
		C. External(Insulation) layer: SUS304,	Double size welding between Middle side and Outside.
5	Control cabinet	Button control box/PLC control Material: SUS304 Thickness: 2mm	
6	Mixer type	two directions paddle mixing with Teflon scraper, independent control speed;	



# P&M Promixer S.L.

Pol. Industrial El Canyet, Parcela 2, Nave A  
Contacto: Angel Torres Tel: 656594627  
Web: [www.pmpromixer.com](http://www.pmpromixer.com) [www.pmpromixer.cn](http://www.pmpromixer.cn)  
E-mail: [pmpromixer@pmpromixer.com](mailto:pmpromixer@pmpromixer.com)



	Mixer speed	0-63RPM (the speed can be adjusted)	
	Mixer motor	SIEMENS motor	
	Sealing type	Mechanical seal	
7	Homogenizing type	Bottom Homogenizer (Inner and external circulation)	
	Homogenizing motor parameter	Power: 5.5/15KW	
	Homogenizer speed	0-3000RPM (the speed can be adjusted)	
	Homogenizer motor	SIEMENS motor	
	Sealing type	Double end water cooled mechanical seal	
8	Heating type	Steam heating	Working pressure normal
9	Cooling type	Tap water cooling or cold water cooling	Working pressure normal
10	Polishing level	Internal and external sanitation polishing, Fully meet the requirement of GMP hygiene standards.	≥300mesh
11	Pot cover parts	1. Essence inlet, 2. Material inlet, 3. Air filter, 4. Viewing light, 5. Sight glasses with scraper, 6. Vacuum valve, 7. Pressure gauge, 8. CIP Cleaning Ball, 9. Vacuum Sensor, 10. Add pressure port.	Sanitation grade accessories & valves (Additional port can be customized)
12	Cleaning way	Adopting the water pressure of 360° rotating type automatic cleaning ball	








# P&M Promixer S.L.

Pol. Industrial El Canyet, Parcela 2, Nave A  
 Contacto: Angel Torres Tel: 656594627  
 Web: [www.pmpromixer.com](http://www.pmpromixer.com) [www.pmpromixer.cn](http://www.pmpromixer.cn)  
 E-mail: [pmpromixer@pmpromixer.com](mailto:pmpromixer@pmpromixer.com)



13	Material feeding way	<ul style="list-style-type: none"> <li>● Vacuum feeding;</li> <li>● Or add from the manhole.</li> </ul>	
14	Discharging way	<ul style="list-style-type: none"> <li>● Bottom manual valve discharge</li> <li>● Tilt discharge</li> <li>● Rotor Pump Discharge (optional)</li> </ul>	
15	Mixer scrapper type	Teflon scrapper	
16	Vacuum system	Water circulations	

## ELECTRIC CONTROL SYSTEM



No.	Item.	Configuration and parameter	Remark
1	Shell material	<ul style="list-style-type: none"> <li>● Stainless steel: SUS304</li> <li>● Thickness: 2mm</li> </ul>	



# P&M Promixer S.L.



Pol. Industrial El Canyet, Parcela 2, Nave A

Contacto: Angel Torres Tel: 656594627

Web: [www.pmpromixer.com](http://www.pmpromixer.com) [www.pmpromixer.cn](http://www.pmpromixer.cn)

E-mail: [pmpromixer@pmpromixer.com](mailto:pmpromixer@pmpromixer.com)

## MACHINE COMBINATION

1	Main pot	Equipped with hopper and filter	
2	Vacuum pump	Water cycle	

## CONFIGURATIONS

1	Inverter	Delta	
2	Motor	SIEMENS	
3	Main electric components	Schneider	

The complete set of equipment: the upper pipe piece up to the national pharmaceutical standards (GMP)

## ELECTRICAL EQUIPMENT



Motor



Inverter



Electric



LED Lamp



Sight glass



Manhole



## ***P&M Promixer S.L.***



Pol. Industrial El Canyet, Parcela 2, Nave A

Contacto: Angel Torres Tel: 656594627

Web: [www.pmpromixer.com](http://www.pmpromixer.com) [www.pmpromixer.cn](http://www.pmpromixer.cn)

E-mail: [pmpromixer@pmpromixer.com](mailto:pmpromixer@pmpromixer.com)



**360° Cleaning Ball**



**Fast block sanitary ball valve**



**Fast block sanitary butterfly valve**



**Vacuum suck system with filter**



**Hopper for adding essence**



**Sanitary breath device**

### **SAFETY**

- This equipment is corresponded with the standard of European machinery, and passes the CE certificate.
- This equipment has installed with emergency switch on the electric control box which is convenient to close all power under emergency situation. In addition, it is added with exhaust fan, which can avoid the high temperature of the inner control box during operation.
- At the side of the jacket, there is installed an adjustable safety valve. When using heating, if the pressure is sur-pass, it will automatic relief the pressure.
- There is a temperature meter installed in the control box, which can adjust the temperature as you need casually when the material in vessel is heating.

### **OPERATIONAL CONSIDERATIONS**

- None operators are better not run this equipment casually.
- Total in line power of the control box is 380V, 50HZ (can according to the requirement of the customer)
- Please make sure there is material in the vessel and make sure there is enough water in the mechanical seal recycle water vessel.
- Please make sure there is enough water in vacuum pump recycle water vessel when open vacuum.
- Please make sure there is enough water in the middle jacket when the vessel is electric heating, make sure the water is well discharged in the middle jacket and make sure the exhaust valve is open.



# *P&M Promixer S.L.*

Pol. Industrial El Canyet, Parcela 2, Nave A

Contacto: Angel Torres Tel: 656594627

Web: [www.pmpromixer.com](http://www.pmpromixer.com) [www.pmpromixer.cn](http://www.pmpromixer.cn)

E-mail: [pmpromixer@pmpromixer.com](mailto:pmpromixer@pmpromixer.com)



## COMMERCIAL TERMS

- **Time of Shipment:** The Seller shall be finished the goods 45 working days after received the down payment. Transshipment and partial shipment are allowed.
- **Terms of payment:**  
40% of amount by T/T as deposit,  
60% of amount by T/T before shipments from our facilities in Papiol and after been checked by the customer.
- **Terms of delivery:** Equipment delivered in your facilities
- **Terms of equipment check and accept:** During the period of delivery, the seller will advice buyer to check the equipment according to the technical parameter stipulated in the contract. If the equipment do not correspond with the technical parameter, the seller will correct the equipment at once.
- **Maintenance:** Within one year after the equipments shipments, if the equipments arise any quality problems that the buyer can not solve and need the seller send the engineer to maintenance in the site, the seller should send engineer to the buyer in 7 days after the visa is done, but the buyer take in charge for the round tickets the accommodation.
- **The Force Majeure:** The seller shall not be held responsible for failure or delay in delivery of the entire lot or a portion of the goods under this sales contract in consequence of any Force Majeure incidents which might occur. The sellers shall advise the buyers immediately of the occurrence mentioned above and within fourteen days thereafter. Force Majeure as referred to in this contract means unforeseeable, unavoidable, Insurmountable objective conditions.
- **Arbitration:** Any dispute arising from or in connection with this Contract shall be submitted to any international arbitration Commission acceptable to both parties for arbitration which shall be conducted in accordance with the Commission's arbitration rules in effect at the time of applying for arbitration. The arbitral award is final and binding upon both parties. Arbitration fee shall be borne by the losing party.